

### Top Revenue/Expenditure Out-turn (2020)

#### Top Revenue Generating Agencies/Sectors

1.	N/A
2.	N/A
3.	N/A
4.	N/A
5.	N/A
6.	N/A
7.	N/A


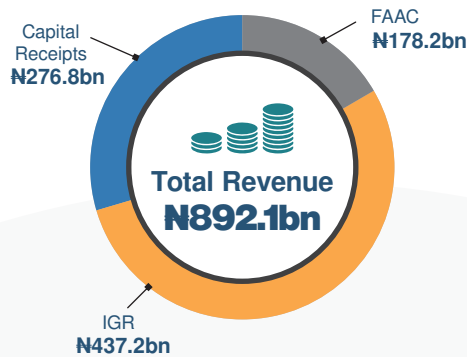
● Actual IGR ● Budgeted IGR

#### Top Expenditure Agencies/Sectors

1.	Housing and Community Ammenities	Actual: 17.5bn, Budgeted: 30.7bn
2.	Public Order and Safety	Actual: 30.4bn, Budgeted: 37bn
3.	Environment	Actual: 50.6bn, Budgeted: 58.7bn
4.	Health	Actual: 60.6bn, Budgeted: 97.3bn
5.	Education	Actual: 90.7bn, Budgeted: 108.4bn
6.	Economic Affairs	Actual: 202.7bn, Budgeted: 244.4bn
7.	General Public Services	Actual: 384.5bn, Budgeted: 333bn

● Actual Spending ● Budgeted Spending

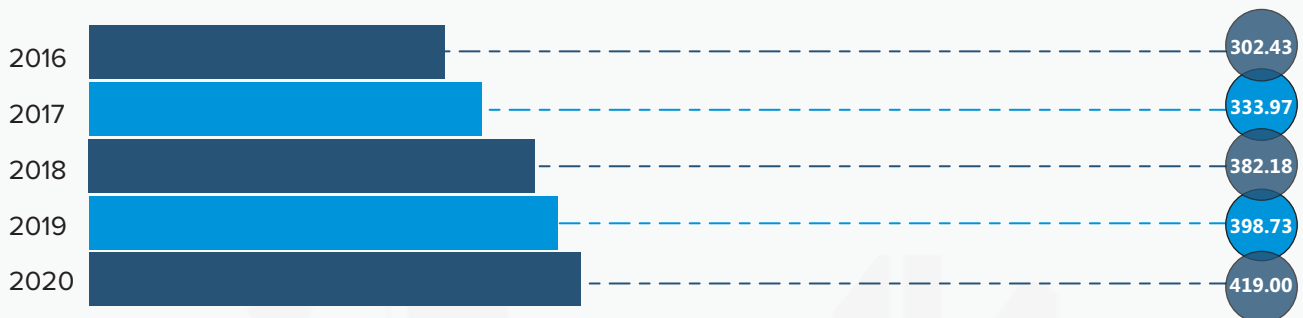
### Public Finance/Accountability Turnout (2020)



NOTE: Opening balance not available

SOURCE: CAR

### IGR Performance in Billion Naira (2016 - 2020)



SOURCE: NBS