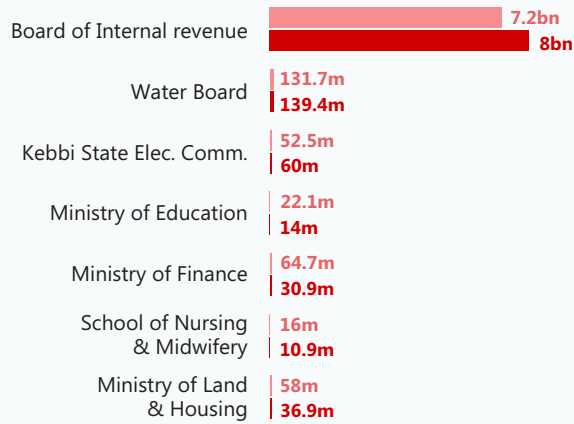


Revenue/Expenditure Out-turn (2021)

Top Revenue Generating Agencies/Sectors



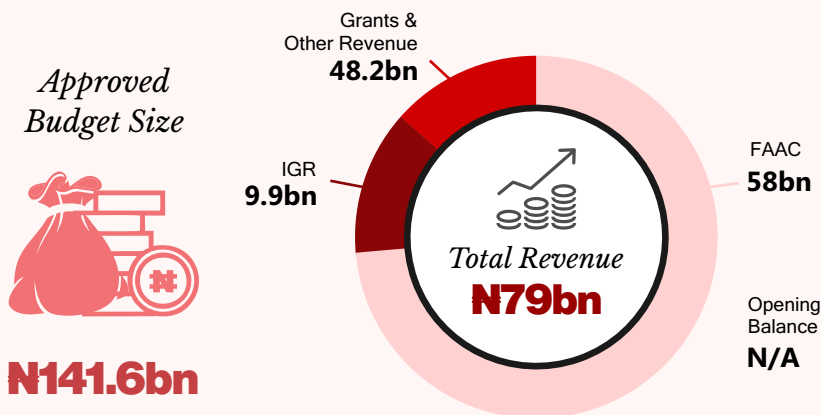
Top Expenditure Agencies/Sectors

N/A  
N/A  
N/A  
N/A  
N/A  
N/A  
N/A

○ Actual IGR ● Budgeted IGR

SOURCE: Audit Report

Public Finance/Accountability Turnout (2021)



Budget Composition

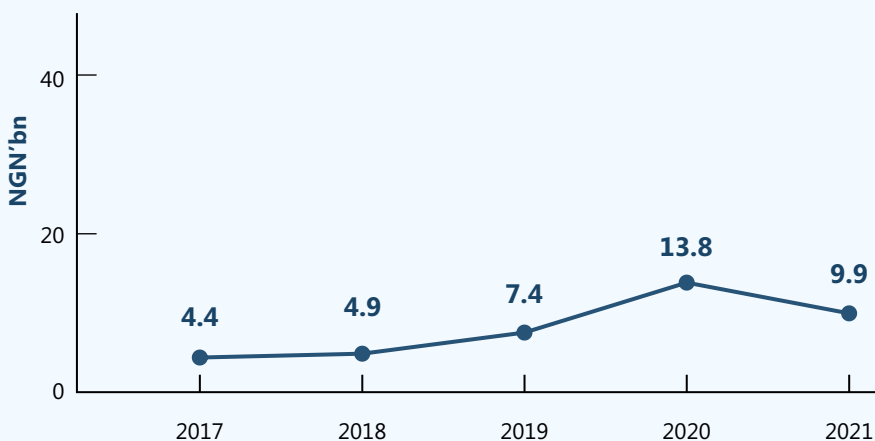
Total Expenditure  
**N77.8bn**

Expenditure Composition

39.3bn 38.5bn



IGR Performance in Billion Naira (2017 - 2021)



SOURCE: NBS

Audit Findings

22 Audit queries

N1.7bn Unaccounted Funds

SOURCE: Audit Report