

Revenue/Expenditure Out-turn (2021)

Top Revenue Generating Agencies/Sectors

N/A  
N/A  
N/A  
N/A  
N/A  
N/A  
N/A

Top Expenditure Agencies/Sectors

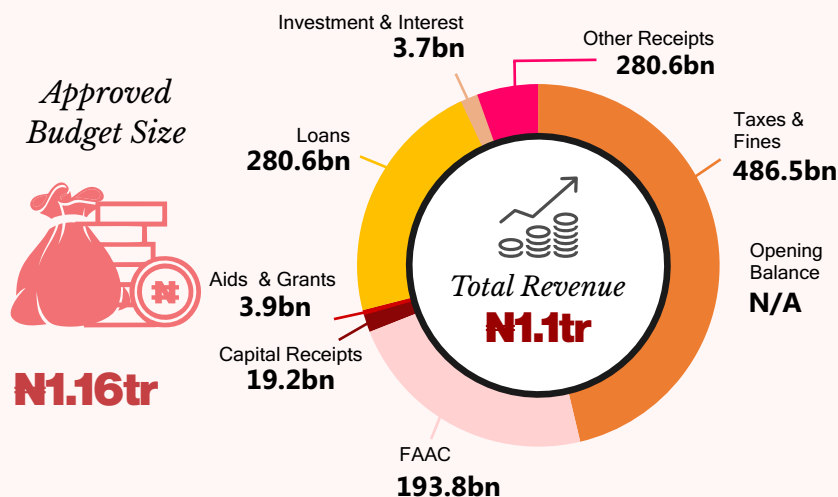
Min. of works & Infrastructure	128.7bn	128.8bn
Lagos State Metropolitan Area Transp. Authority	24.2bn	28.9bn
Office of Drainage Services & Water Resources	16.3bn	20bn
Min. of Health	13.7bn	20.8bn
Project Stabilization Fund	13.5bn	14bn
Min. of Science & Tech.	11.7bn	13.1bn
Min. of Waterfront Infrastructure	11.5bn	13.3bn

○ Actual Spending ● Budgeted Spending

SOURCE: AFS

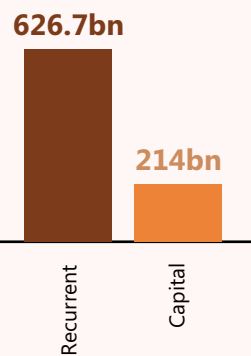
Public Finance/Accountability Turnout (2021)

Budget Composition

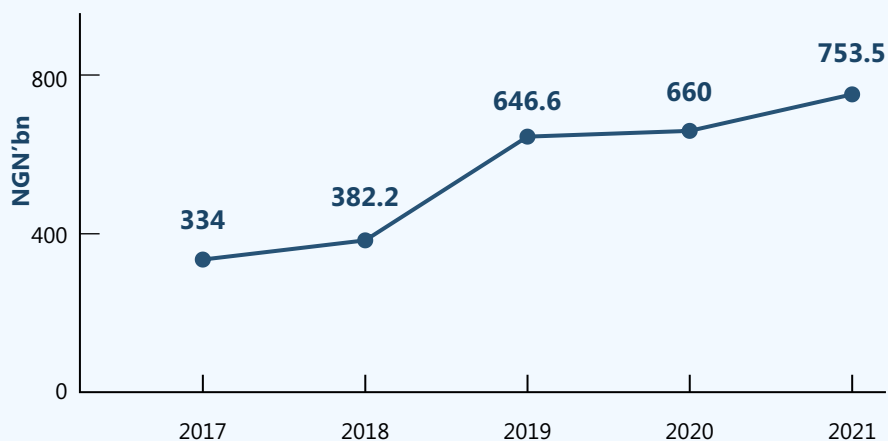


**Total Expenditure**  
N840.7bn

Expenditure Composition



IGR Performance in Billion Naira (2017 - 2021)



SOURCE: NBS

Audit Findings

N/A  
Audit queries

N/A  
Unaccounted Funds